

WorkForce Enterprise 60/75ppm series

Eco-responsible, cost-effective printing



EPSON[®]
EXCEED YOUR VISION

Sustainable, high-speed printing

Benefit from consistently superb image quality at fast speeds of up to 75ppm. Delivering the ecological benefits that only inkjet technology can offer, the WorkForce Enterprise also offers enhanced security and software compatibility.

With improved image quality thanks to Epson's edge enhancement technology and high capacity ink cartridges, print up to 100,000 pages in mono or 50,000 in colour without changing supplies¹.

Feature-packed and fast, these multifunction printers (MFPs) are rich in functionality, helping you keep intervention and running costs low. With innovative finishers, and a folding unit that allows you to create letters and invoices ready for envelope insertion, avoid outsourcing complex print requirements.



PRECISIONCORE
Heat-Free Technology

Micro Piezo Heat-Free Technology

Enhanced finishing capability

Increase productivity with advanced finishing such as booklet finisher and hole punch options³.

Right: A fully configured WorkForce Enterprise WF-C21000 with optional high capacity paper input unit, and finishing unit with stacking and stapling.

Options

- | | |
|--------------------|--|
| ① Booklet finisher | ④ Bridge unit |
| ② Staple finisher | ⑤ Cassette lock |
| ③ Hole punch unit | ⑥ 3,000 sheet high capacity paper tray |



High productivity

With an impressive print speed of up to 60ppm or 75ppm (depending on the model) these reliable and high quality MFPs increase productivity and help you control your running costs.

Low user intervention

Using high capacity ink cartridges, print up to 100,000 pages in mono or 50,000 in colour pages without replenishing ink¹. This means fewer consumable changes, reducing waste and allowing for less user intervention.

Low power consumption

Epson's Micro Piezo Heat-Free printhead technology does not require heat in the print process, therefore reducing the power consumption. With an average of 180W consumption while copying and a maximum of 300W, lower the environmental impact and reduce your energy bills.

Superb image quality

Thanks to Epson's PrecisionCore linehead inkjet technology and efficient paper transport mechanism, enjoy reliable and consistently excellent image quality of up to 600x2400dpi (600x1200dpi default).

Ink and media flexibility

Our models offer incredible media flexibility. Furthermore, PrecisionCore's micro-mechanical firing element allows for more colourful and durable ink formulations compared with heat-based inkjet systems.

Powerful scanning capability

Epson's single pass Automatic Document Feeder (ADF) offers market leading thin paper support with a compact, robust design and improved scanning quality.

Epson Remote Services (ERS) software compatibility

ERS is our cloud based device monitoring and management system that helps your service provider perform accurate remote diagnosis without compromising on the security. It arms service technicians with the information they need to achieve higher first fix rates and increase your device uptime.



Applying the perfect finish

Finishing options

Staple finisher
Booklet finisher
2/4 hole punch unit

Consumables

WF Enterprise series ink
Maintenance box

Options

Paper cassette lock
High capacity tray
EpsonNet 10/100/1000Base Tx Int.

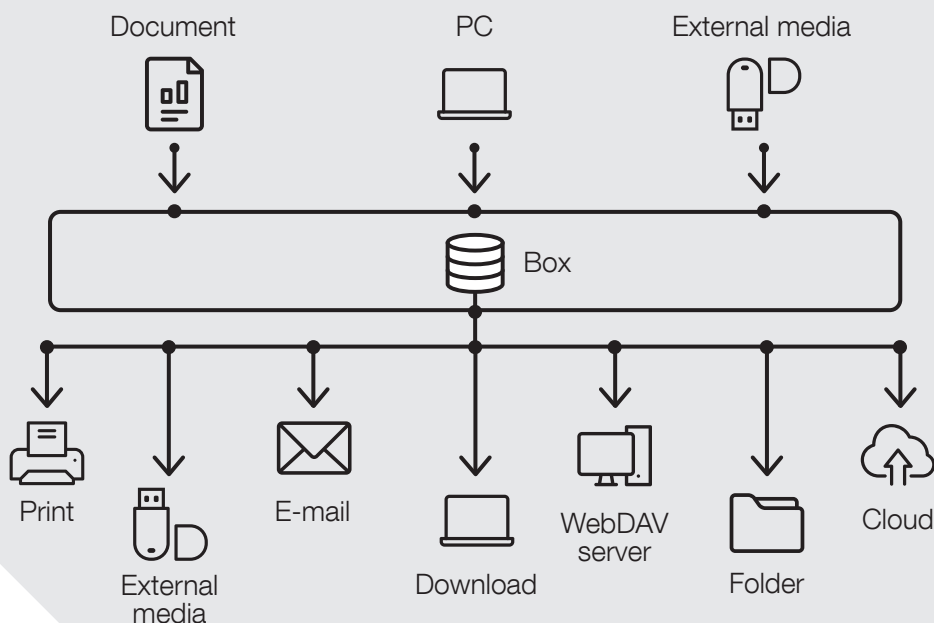
Specifications

	Staple finisher	Booklet finisher
Hole punch unit (finisher required)		Option
Supported paper sizes		A5 SEF - A3
Number of trays	2 (upper / main)	2 (upper / main / lower)
Stackable number (Upper)		250 sheets
Stackable number (Main)	Max 4,000 sheets (1 sided/2 sided) A4 Max 1,500 sheets (1 sided/2 sided) A3	Max 1,700 sheets (1 sided/2 sided) A4 Max 1,500 sheets (1 sided/2 sided) A3
Stackable number (Lower)	---	Max 7 booklet (Plain Paper) 20 sheets Max 5 booklet (Other) or No limitation
Staple number		Max 50 sheets
Staple position		3



Integrated box function

The box function allows scanned data and PC print data to be stored in an internal hard drive (HDD) so data can be used again later.



Focus on security

We understand that security is more important than ever – especially when you consider that more devices are linked to the web, as well as each other. The WorkForce Enterprise series is designed to help you meet your network security policy or governing body standards, and ensure your data is as safe as possible.

With a second ethernet connection (optional), benefit from increased security.



Business imaging solutions

Take advantage of remote management, customise print options and enjoy seamless compatibility with the Epson WorkForce Enterprise. Integrate these into your existing IT infrastructure to improve productivity and increase efficiency.

Fleet Management



Epson Device Admin (EDA)

Control, analyse and manage your printer fleet centrally from one intuitive interface, designed to increase productivity, reduce costs and ensure maximum security.

Remote Service and Support



Epson Remote Services (ERS)

Epson's cloud-based device monitoring and management system supports your service provider to deliver advanced remote diagnostics for Epson business products.

The software has been designed with the appropriate technical, organisational measures and documentation for data protection and compliance with European laws and regulations.



ERS embedded agent

Benefit from the added value of ERS in combination with the embedded agent on the WF-C20600 and WF-C20750 for a seamless setup and use.

Mobile and cloud printing



Turn your tablet or smartphone into a powerful office assistant. Epson's mobile and cloud printing services allow you to print and scan from your smartphone and tablet - in the office and on the go.



Workflow and Security



Epson Print Admin (EPA)

Boost productivity and monitor print usage via this server-based solution that creates a secure printing, scanning and copying environment through user-authentication.



Epson Print Admin Serverless (EPA Serverless)

Seamlessly integrate the WorkForce Enterprise series into security and compliancy rules, and regulations without the burden of maintaining a server system.



Document Capture Pro Server 2.0

This powerful server-based software that allows administrators to manage advanced push scan functions without having to install software on individual computers. Scan to cloud, FTP and utilise Microsoft SharePoint® at the touch of a button. For more advanced needs, users can add their own connectors with our self-developer kit.

Third party integration



Epson Open Platform (EOP)

Gain complete control of your printing operations via a web-based application that enables you to adapt your printer to meet specific and changing business requirements with solutions that help you better manage your printing.

More information about Epson and third-party solutions

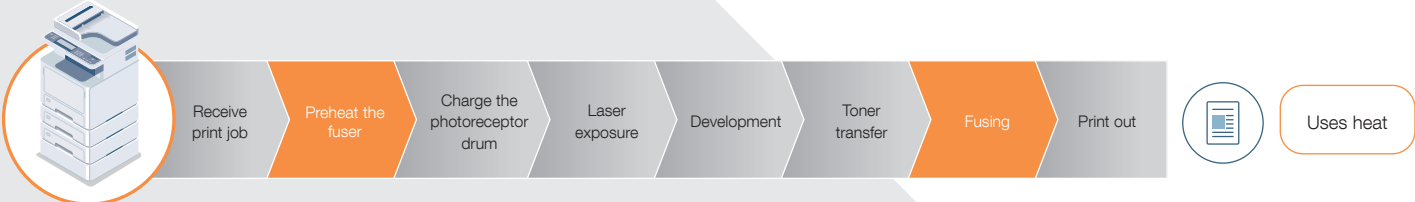
Discover how Epson and its partner solutions take advantage of our printers to meet the needs of businesses from SMBs to large enterprises, and can be adapted to suit vertical market needs.

www.epson.eu/bis

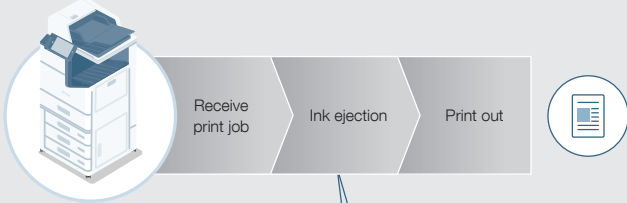
Increase productivity and reduce environmental impact without compromise

Epson inkjet printers use Heat-Free Technology to deliver advanced customer benefits

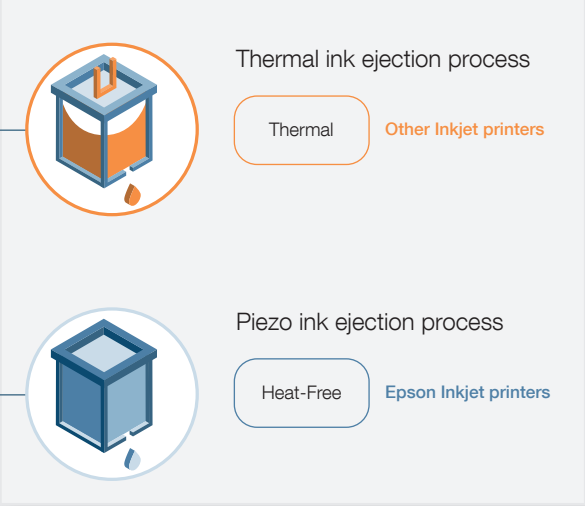
Epson Heat-Free Technology does not require heat in the ink ejection process. Instead pressure is applied to the Piezo element, which flexes backwards and forwards firing the ink from the printhead.



Laser printer



Inkjet printer



The benefits of Heat-Free Technology



Consistent high speed printing

Epson Heat-Free Technology requires no heat to warm up when it is switched on or awoken from sleep. This means it starts printing immediately compared to laser printers, which need to preheat the fuser to print. Consistent high-speed printing is ensured, even for documents with high-printing density.



Less power consumption saves energy and money

Epson Heat-Free Technology uses less power than laser technology because it does not use heat to warm up. As inkjets have no fuser unit to heat, this results in significantly less energy consumption.



Fewer replacement parts, lower environmental impact

Laser printers typically have more consumables and require periodic replacement of the drum, transfer belt and fuser in many cases. Thanks to Heat-Free Technology, our inkjet printers use fewer parts that need replacing than in a laser printer, and our printheads are not a consumable. This reduces the environmental burden of manufacturing and recycling the additional resources.



Less intervention increases productivity

The Heat-Free structure of Epson inkjet printers means that there are fewer parts that can fail, which reduces the amount of intervention required. As a result, Epson inkjet printers offer improved reliability and significantly reduced downtime.



Certified environmental performance

Epson is committed to developing environmentally conscious products, which means that sustainability is considered from conception to completion. We help customers recognise the environmental gains brought on by technology, whether it is redefining manufacturing through innovative robotics, saving energy with our office printing technology or revolutionising textile printing with digital solutions.

We offer sustainable innovations because we recognise that the choices we make as organisations, individuals or a society will be essential to our shared success.



Advantage Inkjet




Be more productive and reduce your environmental impact by switching to an Epson inkjet printer.

Up to
3.5
times faster speed²

Up to
98%
less user intervention³

Up to
95%
less energy use⁴



Product specifications

Model	WorkForce Enterprise colour WF-C20600D4TW	WorkForce Enterprise colour WF-C20750D4TW
Function	Multifunction 3-in-1	Multifunction 3-in-1
Maximum paper size	A3+ with SRA3 support	A3+ with SRA3 support
First page out print	5.6 secs	5.4 secs
Print speed (Maximum/ISO)	Up to 60ppm Mono / Colour	Up to 75ppm Mono / Colour
Double sided-printing	✓	✓
Print resolution - maximum	Up to 600 x 2400 dpi	Up to 600 x 2400 dpi
PCL & Postscript compatible	✓	✓
Automatic Document Feeder (ADF)	150 sheets	150 sheets
Paper capacity standard	2,350 sheets	2,350 sheets
Paper capacity - maximum	5,350 sheets	5,350 sheets
Paper weight - maximum	60 - 350gsm	60 - 350gsm
Scanning resolution - maximum	600 x 600 dpi	600 x 600 dpi
Scan functions	Email, FTP, Network folders, Computer (Epson Document Capture Pro), Microsoft SharePoint® with Epson Document Capture Pro option, USB Memory Device	Email, FTP, Network folders, Computer (Epson Document Capture Pro), Microsoft SharePoint® with Epson Document Capture Pro option, USB Memory Device
Copy	✓	✓
Fax	N/A	N/A
Ethernet connectivity	GigaBit 1000 BASE-T, EpsonNet 10/100/1000Base Tx Int.	GigaBit 1000 BASE-T, EpsonNet 10/100/1000Base Tx Int.
Wi-Fi connectivity	✓	✓
Epson Document Capture Pro	✓	✓
LCD display	22.7cm colour touch-screen	22.7cm colour touch-screen
Dimensions (W x D x H)	674 x 757 x 1,243mm	674 x 757 x 1,243mm
Weight	177.1kg	177.1kg
Energy use	160 W (standalone copying, ISO/IEC 24712 pattern), 1.1 W (sleep mode), 76 W (Ready), 0.1 (Power off), TEC 0.31 kWh/week	180 W (standalone copying, ISO/IEC 24712 pattern), 1.4 W (sleep mode), 77 W (Ready), 0.4 W (Power off), TEC 0.34 kWh/week
Supply voltage	AC 100 V - 240 V	AC 100 V - 240 V
Sound power (Operation)	7.5 B (A)	7.5 B (A)
Sound pressure (Operation)	60 dB (A)	Operation: 60 dB (A)
Power supply	220V, 240V	220V, 240V

Product information is subject to change without prior notice.

1 Approx. page yield with the WF-C20600 and WF-C20750. Actual yield will vary depending on images printed and usage conditions. For more information visit www.epson.eu/pageyield.

2 As tested by BLI, over two months to Feb 2015, FPOT (First Page Out Time) from overnight sleep, against all competitive machines tested at time of publication. For more information visit www.epson.eu/inkjetsaving.

3 In independent tests, Epson's WorkForce Pro RIPS models cut time spent on interventions by up to 98% compared to lasers and laser copiers. As tested by BLI, over two months to Feb 2015, against a selection of competing machines, as commissioned by Epson. For more information visit www.epson.eu/inkjetsaving.

4 WorkForce Pro WF-C8190DW uses 95% less energy than the HP Color LaserJet Enterprise M750dn, the highest-selling model in the A3 colour single-function 21-30ppm printer segment as reported by IDC Q3 2015 to Q2 2019. Methodology verified by TÜV Rheinland, based on 'Typical Energy Consumption', defined under the Energy Star test procedure and presented in kWh per year.

For more information, visit <http://www.epson.eu/workforce-enterprise>. All specifications are subject to change. For the latest specifications please visit www.epson.eu

For further information please contact your local Epson office or visit www.epson.eu/contact-us

Algeria (+2213) 770 938 617 Austria 01 253 49 78 333 Belgium +32 (0)2 792 04 47 Czech 800/142 052 Denmark 44 50 85 85 East Africa (+254) 734 354 075
Finland 0201 552 091 France 09 74 75 04 04 (Cost of local call, operator charges may apply) Germany +49 (0) 2159/92 79 500 Greece (0030) 211 198 62 12
Hungary 06800 147 83 Ireland 01 436 7742 Israel (+972)-3-5751833 Italy 02-660321 10 (0,12 €/min) Luxembourg +352 27860692 Middle East +9714 2677638
Morocco (+212) 661 31 11 18 Netherlands +31 (0)20 708 5099 Norway +47 67 11 37 00 Poland 0-0-800 4911299 (0,16 zł/min) Portugal 707 222 111
Romania 0040 214025024 Russia (095) 777-03-55 Slovakia 0850 111 429 Southern Africa (+2711) 465-9621 Spain 93 582 15 00 Sweden +46 8 5051 3701
(Mobilsamtal – 0,99 kr/min, Lokala samtal – 0,30 kr/min, Utlandssamtal – 0,89 kr/min) Switzerland 022 592 7923 Tunisia (+216) 9833 3571 Turkey (0212) 3360303
United Kingdom 0871 42 37766 (+10p per minute plus network extras) West Africa (+234)8020727843

Trademarks and registered trademarks are the property of Seiko Epson Corporation or their respective owners.
Product information is subject to change without prior notice.

EPSON®